

# LESSON PLAN: **Geometric motives in the decoration of the Asturian Hórreo**



## **JUSTIFICATION OF THE PROJECT**

- This work involves the pupil in a project that connects with his/her nearby environment.
- It favours the individual creativity and the contrast of ideas along the different phases of the project.
- It allows taking part actively in the collective construction of the learning by collaboration and teamwork.

## **GRADE LEVEL**

4º ESO (15-16 y) adaptable to other grades

## **TIME**

8 weeks (tree sessions per week)

## **MATERIALS**

### TECHNICAL DRAWING TOOLS

- Graphite pencil
- Triangular set squares (the 45º and the 60º ones)


- Graduated rule of 30 centimetres
- A compass box (simple one)

#### OTHER DRAWING TOOLS

- A booklet of multiple kind of papers: coloured cards, cellophane, silk paper...
- Coloured pencils
- Felt pens
- Wax crayons
- Stick of glue
- Scissors

#### LINO PRINT TOOLS

- A Piece of Linoleum
- Lino Cutting Set
- Lino roller and printing ink
- Paper to print



## CONTENTS

### 1. The geometric decoration in the Asturian Hórreo

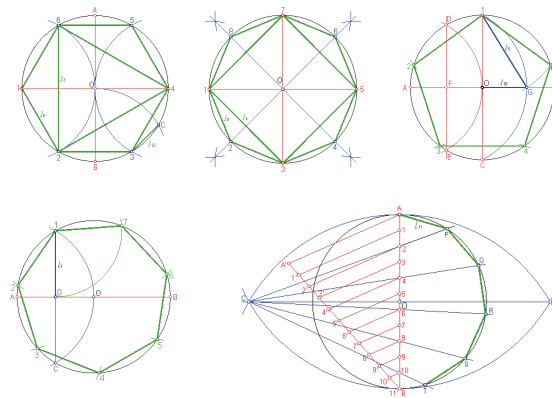
There exists in Asturias a construction of very singular wood dedicated to granary - store and that constitutes one of the architectural types with more personality of the whole European geography: the Hórreo.

In the Hórreo there are a series of decorative carved and / or painted motives. These motives are usually geometric and we see that they appear for the whole Europe, from the pre-Roman times. stelas, military engravings, adornments (as torques, bracelets, clasps, fibulas ...), (maybe of Celtic origin), as well as the current decorations: triskels, tetra-triskels, rosettes, radiant circles ..., this way like zoomorphism also current, outlined birds, snakes, horses ..., anthropomorphosis as human heads, warriors ... and vegetables, (where they predominate over the branches of yew), the majority of this decoration gives us barns, large-doors and furniture of the house, places that need to be protected (example: the crop us barns), and in minor measurement us canes, hilts, etc., also, in the majority, it(he, she) is assimilable to the Celtic culture in Asturias.

Such a relevancy has the decoration in many hórreos, which have managed to determine three different styles inside a few certain geographical areas in Asturias: Villaviciosa, Allande and Carreño.

In this work we will study the style Carreño, for our School belongs to Llanera's council, where the barns have the characteristics of this decorative style.

## 2. Construction of regular polygons inscribed in a circumference




## PROCEDURE

### 1ª PHASE: geometric Interpretation

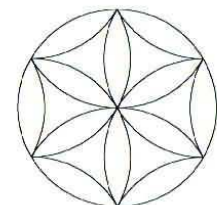
#### 1. Documentation.

Delivers to every pupil one photograph of an ornament belonging to a Hórreo. The own pupil provides the above mentioned photography.




#### 2. Geometrical Design.

The pupils interpret these figures of geometric form, putting into practice the knowledge acquired in the topic of regular inscribed polygons.





#### 3. Collage

As soon as they have the geometrical design, they must interpret it in a creative way with a collage.



## 2<sup>a</sup> PHASE: artistic Interpretation

Design an ornament for an Hórreo using Lino Print



## RESOURCES (Websites)

- **Astures today (about the horreo)**

<http://www.telecable.es/personales/iissaa/celta/astactA.htm>

- **Celtic Art and culture**

<http://www.unc.edu/celtic/design/roundels/roundels.html>

- **The essential guide for Lino Printing**

<http://www.howtolinoprint.com/2008/02/tools.html>